





*Figure 1: Although EVs were brought to market decades ago, sales of PEVs have increased rapidly in the United States over the past decade as consumers look to driving alternatives to CVs. (Data: International Energy Agency 2023)*

















---



XVHU



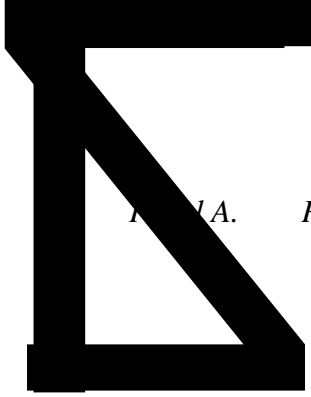


Table 1. Relevant

Consumer IDs reported?	City	Usable Data?	First	# of Time a Station Used	Pricing Scheme	Change in		
Yes	Colgate University	New York	Yes	Hamilton	19 Jun, 2014	3	First four hours are free, over four hours is \$2 per hour	No
	Cornell University	New York	Yes	Ithaca	24 Apr, 2018		Free	No
	SUNY Buffalo	New York	Yes	Buffalo	15 Nov, 2019	18	\$1.50 per hour	Yes, added an hourly fee (\$1.50) in August
	SUNY ESF	New York	Yes	Syracuse	1 Sep, 2021	12	\$0.20 per kWh	No
Yes	SUNY New Paltz	New York	Yes	New Paltz	3 Jan, 2015	13	\$0.10 per kWh	Yes, changed rate structure from hourly fee to energy fee (\$0.10 per kWh)







Panel A. Panel B.





Table 1.

E N H x ] M • 8 L W K

Table 1 J L Q J

*Table 1*

*Table 1.*

*Table 2.*

*Panel A*

*Figure 1*

*Figure 1.*

*Table 2.*

. *Table 2*

*Figure 2.*

*Figure 1.*



*Figure 2: Daily energy usage per st*


FKDUWKH

ZKR

M K D M



*Table 1*







*Table 2.*





*Table 1.,*












*Transport Reviews 37*





---



